



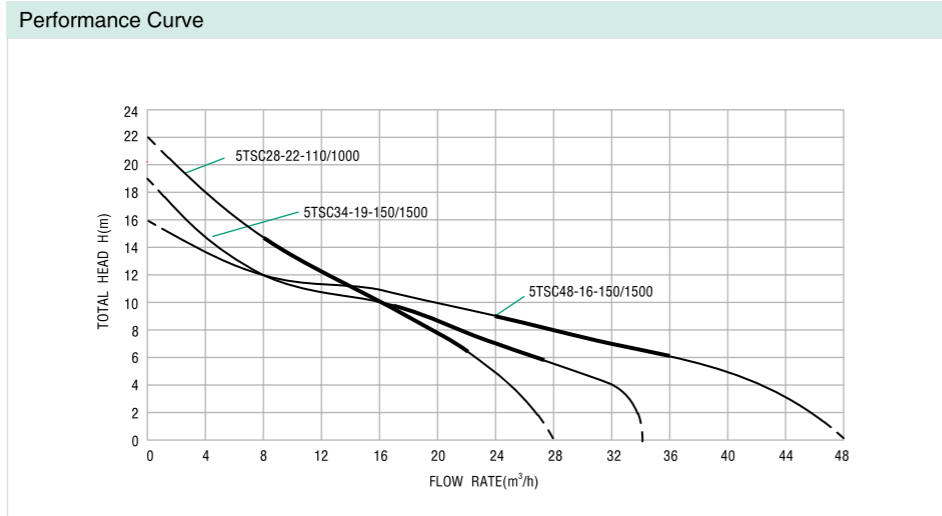
Motor filled with oil



110V Controller

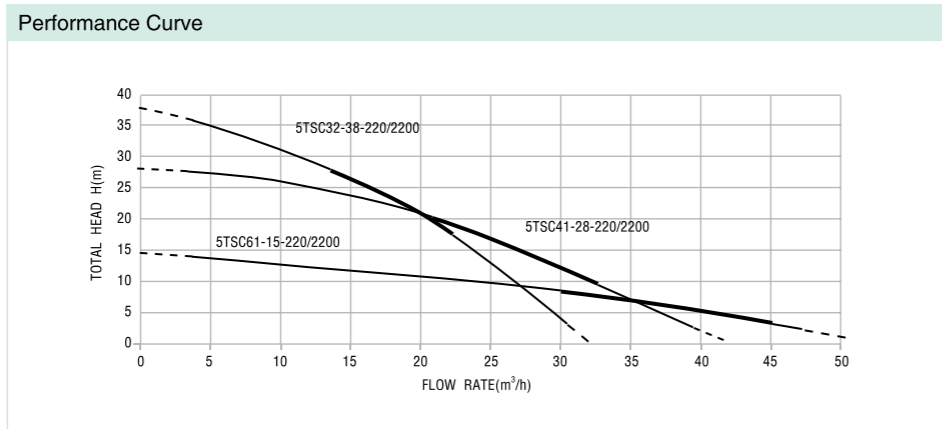


150V/220V/300V Controller  
AC Function Available



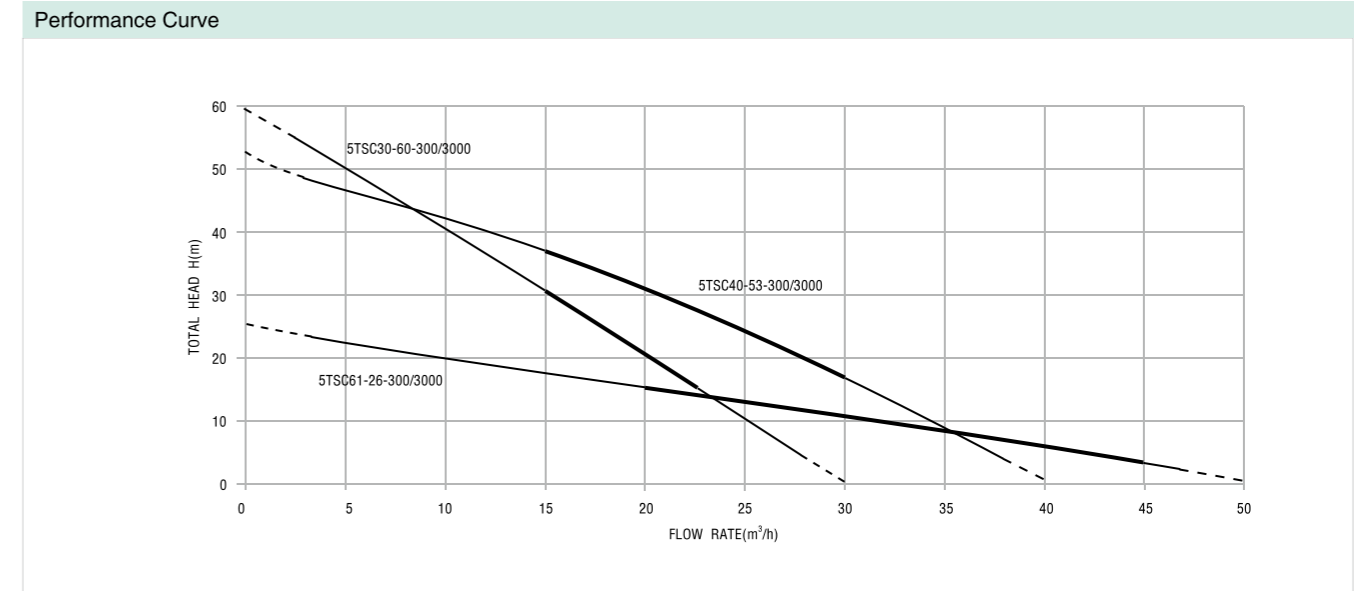
Performance Chart

Type	Q (m³/h)	0	8	16	24	32	40
5TSC28-22-110/1000	H(m)	22	15	10	5		
	H(m)	16	12	11	9	7	5
5TSC34-19-150/1500	H(m)	19	12	10	7	4	



Performance Chart

Type	Q (m³/h)	0	5	10	15	20	25	30	35	40	45	50	55
5TSC32-38-220/2200	H(m)	38	35	31	27	21	11	2					
	H(m)	28	26	25	23	20	17	13	8	3			
5TSC41-28-220/2200	H(m)	15	14	13	12	11	10	8	7	6	3	2	1



Performance Chart

Type	Q (m³/h)	0	5	10	15	20	25	30	35	40	45	50
5TSC30-60-300/3000	H(m)	60	50	40	30	20	10	3				
	H(m)	53	47	45	40	30	24	17	10			
5TSC61-26-300/3000	H(m)	26	23	20	18	16	14	12	10	8	5	3

Pump Performance

Type	Voltage (v)	Power (w)	Max Flow Rate (m³/h)	Max Head (m)	Outlet Size (In)	Diameter (In)
5TSC28-22-110/1000	110	1000	28	22	3"	5"
5TSC48-16-150/1500	150	1500	48	16	3"	5"
5TSC34-19-150/1500	150	1500	34	19	3"	5"
5TSC32-38-220/2200	220	2200	32	38	3"	5"
5TSC41-28-220/2200	220	2200	41	28	3"	5"
5TSC61-15-220/2200	220	2200	61	15	3"	5"
5TSC30-60-300/3000	300	3000	30	60	3"	5"
5TSC40-53-300/3000	300	3000	40	53	3"	5"
5TSC61-26-300/3000	300	3000	61	26	3"	5"